

ZNA Potomac News

Inside this issue:

Avoiding Spring Fish Problems	2
Conformation	3-4
ZNA Potomac Website News	5
Ray Abels Mud Pond Pull	6
December Meeting recap	6-7
Motoguro Project	7
Our Sponsors and Classified Section	8
Directions to Meeting	9



Mud pond harvest at Ray Abels

Presidents Message

The groundhog did not see his shadow and it has been cold and snowy ever since. Who knew? But winter is coming to an end and pond season is just around the corner. We are starting to gear up for another exciting year of pond tours, informational meetings, a young koi auction, and the big show in September. I know that everyone will want to put the dates on the calendar, so mark down September 8 and 9 for the ZNA Potomac Koi Show to be held at Meadowlark Gardens, Vienna, Virginia. This is an exciting site for the show and there is already much interest from attendees and vendors. We will need help with the show, therefore, attached is a volunteer sheet with categories where assistance is needed. If you are not sure, bring the form to the next meeting and we can discuss.


We have tentatively scheduled a visit to Quality Koi in New Jersey for April 14, 2007. We are planning on carpooling up to save expenses. Quality Koi will have a program ready for us, to include a tour of the greenhouses, the mud ponds, and a discussion of how they operate. We have also been offered the opportunity to participate in a mud pond experience, where individuals buy a specific sized koi from Quality, place in a Quality Koi mud pond for the summer, and then retrieve the koi in the fall. If there is enough interest from ZNA Potomac members we could have our own mud pond. We will be providing more information as the date approaches. We do need to know a tentative head count of who is interested in traveling to Quality Koi. Do your taxes

early and make the trip. A form is included for you to indicate your interest.

I would like to continue the practice of having the meetings are member's residences. This way we can see and learn about the ponds and koi that each of us devotes so much of our free time to caring for. If you would be willing to host a meeting please send me an email at msfrady@ZNAPOTOMAC.org.

This is an exciting time for our club as we start a new year. I hope that some of you will plan to attend the AKCA Seminar this summer in Phoenix, Ariz. This is an excellent time to learn from very talented koi keepers and koi health experts. We have a wonderful time telling fish stories and getting to know each other. The information is available at www.AKCA.org.

We are planning a meeting at Jim and Carolina North's house on March 11. This will be an event where we discuss our regular club business. We need to discuss the Koi Show, Quality Koi, the auction, and other club needs. We have also been questioned about a Young Koi Show this spring, which could be a test run for the Fall show. Please plan to attend.



Included in the newsletter is also a membership renewal form. Please complete and submit or bring to the meeting. Please think about taking a full membership which includes a Nichirin subscription. Every serious Koi keeper should be a full member.

This is a lot of information, but we have a full year ahead. Please complete the forms and submit or bring to the next meeting.

Thanks for making a difference,



Tancho

NEXT Meeting is March 11, 2007 at 1pm in Manassas. See pg 9 for directions


Avoiding Spring Fish Problems

As spring approaches, we always see an increase in fish deaths and pond problems. Of particular note, the sudden and dramatic change in weather can radically affect our ponds and fish's health. While we cannot change the weather, there are some things we can do to help mitigate the problems with spring start up.. so here's a list of things to do that will help reduce problems:

1. Water change.... there is never a bad time for a water change. Do it NOW... even if it is a small one. All pond water tends to go stale, even over winter and even with the melting snow and ice, so change your water.
2. Check KH levels. NOW!!! One of the things many ponders do not think much about is water chemistry over the winter. In reality, the pond is still "living" and activities such as fish respiration, waste production and photosynthesis are producing CO₂, which is neutralized by the carbonates in the water. The net result is a reduction in the carbonates that could cause a pH swing or a pH crash. This happens more than we realize and a number of fish deaths that are attributed to cold water and in fact, from pH problems. Many folks, me included... now have green water from the increased production of algae as the weather and water warms and more sunlight is hitting the pond. The increase in algae means an increase in photosynthesis and this means more CO₂ which means that the carbonates are being eaten up at a faster rate. Without carbonates to balance the acid load from CO₂, the pH will swing first, then drop like a rock with the result being dead fish. Remember to warm your pond water to room temps prior to testing and if needed, start adding baking soda to get your KH levels to the 100 or so mark.
3. As the water temps hit and stay at 50 deg F, the parasites and bacteria (good and bad) in the pond become more active. Unfortunately, the koi's immune system is not yet up to par so we have a phenomena that we call "aeromonas alley" where pathogenic bacteria can overtake the fish and cause serious bacterial infections. To prevent this, a good cleaning of the pond and filters is needed to reduce organic loads which helps reduce the food source for bad bacteria. As your water temps hit 60 deg F or so, you might even consider a potassium permanganate treatment if you are comfortable with this chem.
4. Salt for parasites. If you are convinced that your water temps will not drop back into the 30's, add salt to your pond (up to .3%) to help control parasites. While some parasites may not be affected by salt, there are still some that are and any reduction in numbers is good.
5. Until your water hits 55 deg F or so, don't even concern yourself with ammonia and nitrite readings as the biofilter bugs aren't awake until then. Concentrate on KH and pH readings first. Ammonia is far less toxic at cooler water temps and nitrite is most likely not even present yet. As your filters start to kick in and you start to read nitrites, add salt to .15% to protect the fish until the nitrites levels are gone.

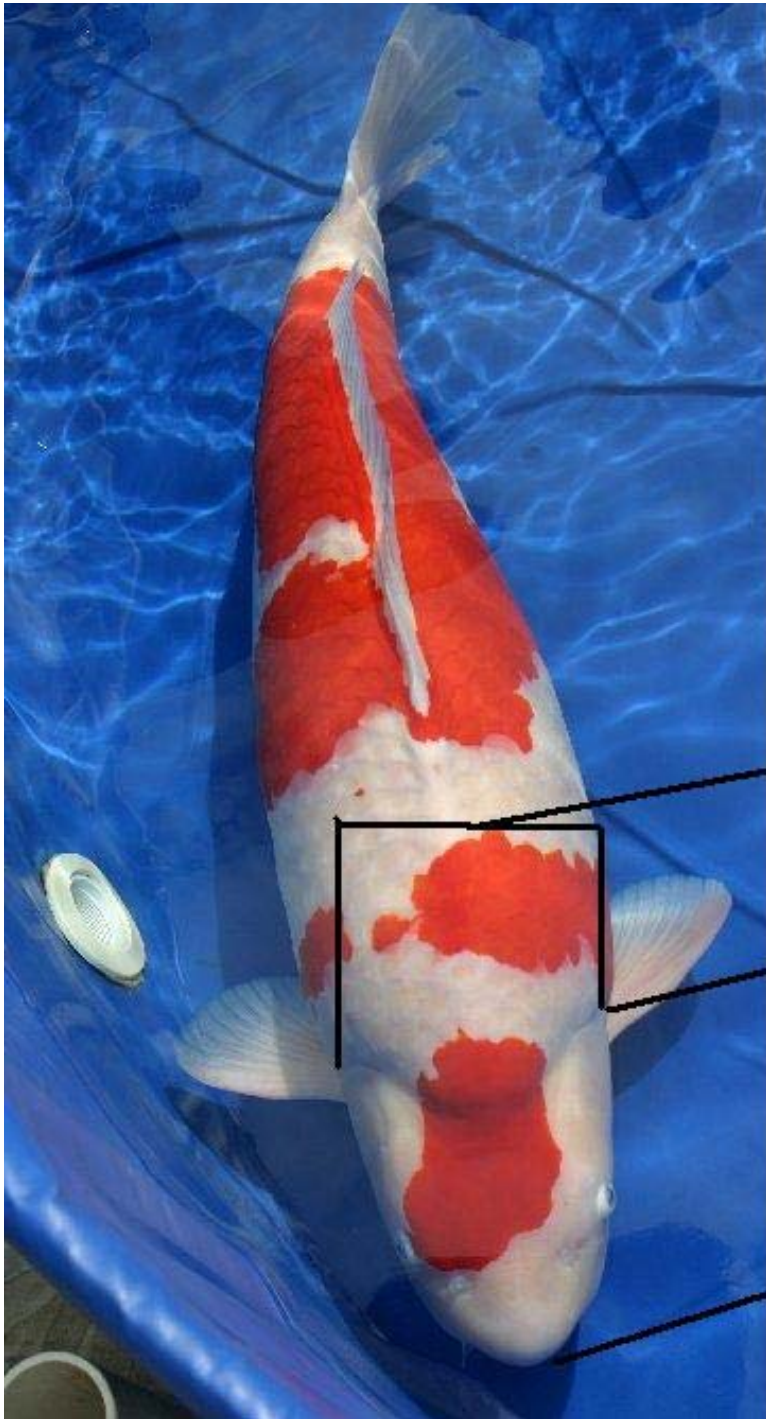
All of this adds up to reduced stress for the fish, which is the main reason things go wrong with them in the first place. By reducing stress at every turn, the fish will come out of winter torpor and into spring much healthier.

Text By Richard Carlson <http://www.koivetforums.com/forums/showthread.php?t=19630>



Conformation Primer

Notes: This is a picture of Duke Nguyen's All Bay Area Show GC Kohaku. The text is by Tony Quitoriano and the picture was taken by Nancy Morales. Please forgive the spelling mistakes as I had no way of correcting them as they are actually imbedded with the photos. For additional commentary on this please see <http://www.koi-bito.com/forum/showthread.php?t=4069>



Conformation:

Lenght:

Ideal, is the lenght of head should measure 4 times the complete lenght of the fish. This will tell you if the fish is portionate in lenght.

Width:

The width of the shoulder should match the lenght of the head. This is to see the ideal girth of a fish.

The width of the head.
Measured from gill plate to gill plate.

Lenght of head.
Measured from tip of nose to end of gill plate.

Conformation cont.



**Length of body
equals the length of
head 3x:**

**Length of head
(Tip of nose to end
of gill plate)**

ZNA Potomac Website News!!!

In the past few months I photos from the December meeting as well as photos from Ray Abels mud pond pull. The cost of printing this newsletter keeps us from being able to show you as many photos as we would like but since we have a website with lots of space you will find many more photos online. If you missed it in the last newsletter I added a special "Newsletter Web Extras" section. Since this newsletter is printed it would be difficult for you to use the links so go to www.znapotomac.org The links will be found by clicking on the month of the newsletter under the newsletter section on our site. For each newsletter I will comb a couple of the koi web forums and post links to various topics of discussion on koi. The first two links deal with koi health related issues and the second two discuss koi appreciation matters. The first link is a link to a discussion on whether or not ulcers are contagious. The second health link is a post on the problems related to buffering ph, kh and gh. The first appreciation link deal with transporting your koi to a show. The second deals with koi that fail. I hope everyone finds these useful links. A couple tips on using forums. None of the links I post will be to spam sites or anything like that so please go ahead and create an account at these sites as they are free and it is the only way to view many of the photos at these sites. If you are an AOL user I recommend you use Internet Explorer when visiting koi sites as many of the features on these sites do not work with the AOL browser. Thanks and I'll see you on the web!

~Jim North

Would you like your pond listed at our clubs website? Please email me the information below with three digital photos of your pond and koi and I will list them for you on our website.

Bio

Keeping koi since:
Introduction to koi:
Favorite Variety:
Why:

Pond Info

Size:
Number of koi:
Plants:
Liner:
Filtration:
Future Plans:
Personal Koi web page:
 Email submissions to jnorth@znapotomac.org

Would you like to write an article for the newsletter? Is there a topic you would like to see an article on? Do you have any general questions or comments on the newsletter or website? If so, then please email me at:

[Jnorth@znapotomac.org](mailto:jnorth@znapotomac.org)



Ray Abels Mud Pond Pull

What a fantastic time was had by several members of ZNA Potomac at Ray Abels Nishikigoi of Niigata mud pond pull. In addition to see some fantastic we were also treated to huge catered lunch! This is not an event to miss so I hope more members will make it next year! More photos can be found at our website.



December Meeting and Party

What a nice time we all had at Karen Millers house for the ZNA Potomac Holiday Party and Meeting. Not only did we have a good time discussing koi and club matters we also enjoyed a very nice potluck with food supplied by the members. I am happy to announce that for our first annual Toys for Tots campaign we were able to collect 36 new toys for needy children. Many topics were discussed and all the them will be discussed again at the next meeting as we plan out 2007.





Karen Millers koi and pond. Note pond is mostly covered for winter. Photos taken at Dec meeting.

Motoguro Experiment

ZNA Potomac member Jim North has taken on a project to study the differing development styles of motoguro on shiro utsuri. The 6 koi he will be using in this experiment are all Omosako bred tosai with exception of koi number 6 which is an Omosako bred tancho showa. This experiment will last at least two years and you can expect at least 2 updates on its progress a year. Below are examples of motoguro and photos of the test koi being used. More info can be found at his website <http://mywebpages.comcast.net/jnorth71/koi/>






Photo 1 shows shiro as tosai Photo 2 is 18 months later.

2 of the 6 koi used for this experiment. Time will tell how they develop.



Showa

Classified Section

Do you have something pond or koi related you would like to sell? List it here for the low price of \$5. Add will run until it sells! For ZNA Potomac Members only. *Thanks!*

GENKI NISHIKIGOI  錦鯉
Direct Importer & Distributor of Quality Japanese Koi

 
Call us: (408) 239-1018
Email Us: ktnp@hotmail.com
Store Hours: Wed-Fri 11AM-5PM
Sat-Sun 10AM-5PM
Mon-Tue Closed!

 **Vienna Aquarium & Pets**
Northern Virginia's Home for Koi
303 Mill St. NE, Vienna, VA 22180 Phone: 703-242-0553

Blue Ribbon Koi
For all your koi and pond needs!
5003 Sudley Road, Catharpin VA 20143
703-753-7566

 **Mystic Koi**
Authorized dealer for E.A.
& direct importer of quality nishikigoji

Directions to March 11 Meeting at the Norths House

Directions from 66east/west and 95north/south below:

From 66 WEST (coming from Falls Church area)

Take 66 west to 28
Take 28 towards Manassas
after you get to Manassas turn left onto Liberia Ave.
Liberia Ave will turn into a small section of the Prince William Parkway
Prince William Parkway will turn into Brentsville Rd. when you cross over 234
Once on Brentsville road take the third left onto Bradley Forest (not Bradley Forge!)
Then turn at second left onto Forestview Dr. house is on right

From 66 EAST (coming from Front Royal area)

Take 66 east to the 1st 234 exit
Stay on 234 until you come to Brentville Rd/Prince William Parkway
Turn right on Brentsville Rd.
Take the third left onto Bradley Forest (not Bradley Forge!)
Then turn at second left onto Forestview Dr. house is on right

From 95 North/South


Take 95 North/South to 234
Take 234 Towards Manassas
Stay on 234 for about 16 miles
Turn left onto Brentsville Rd at the Prince William Parkway/Brentsville Rd/234 intersection.
Take the third left onto Bradley Forest (not Bradley Forge!)
Then turn at second left onto Forestview Dr. house is on right

There are faster ways to get to my house. The ways listed above are the easiest. You can get a map to my house from

www.mapquest.com

Jim and Carolina North
9015 Forestview Dr
Manassas VA 20112
703-330-2002

**ZNA Potomac Koi Club
Membership Application**
Http://www.znapotomac.org



Name: _____

Address: _____

City, State Zip: _____

Email Address: _____

Included is my check for \$25 for a one year membership _____

Included is my check for \$85 for a one year membership
WITH a subscription to Nichrin Magazine _____

Save a stamp and email my newsletter _____ Please send my newsletter via USPS _____

Information for website photo album (optional)

Keeping koi since: _____ Favorite Variety: _____

First Introduction to koi: _____

Why do you keep koi: _____

Pond Size: _____ gallons

Number of koi: _____ Plants: Yes / No Liner type: _____

Filtration, pump etc: _____

Future Plans: _____

Personal Koi web page: _____

Make Checks payable to: ZNA Potomac



Send Application and check to: ZNA Potomac
c/o Doris Poppe
4502 Carlby Lane
Alexandria VA 22309

ZNA POTOMAC TRIP TO QUALITY KOI IN NEW JERSEY

April 14, 2007

Come join us as we take a field trip to Quality Koi/Nisai Koi Farm in Southern New Jersey. We will spend the day viewing the koi for sale as well as learning how to select tosai and nisai from the breeder himself! If you would like to attend please fill out the form below and send it in with your membership application. Carpooling meeting locations will be announced after we determine the best locations based on where everyone that is coming is located.



Name _____ Phone _____

Email _____ Number of people _____

City and state _____

I'm willing to use my vehicle for carpooling Yes _____ No _____

ZNA Potomac Koi Show 2007 Volunteer Sign up form.

Please fill out the information below if you would like to volunteer to help out at the ZNA Potomac Koi Show on September 8-9 2007. Volunteers are needed for all aspects of the show including planning, setup, teardown, benching, manning the ZNA Potomac booth etc.

Yes I want to help out at the show _____

Name _____ Phone _____

Email _____

Are you available for planning session or just for the show dates? _____

Any particular item you want to volunteer for? _____

I would also be interested in helping out at a young koi show in May if there is one: _____